

Scaled data based on original data using
LM-79-08 Approved Method: Electrical and Photometric Measurements of Solid-
State Lighting Products

Test Report Prepared for
Cooper Lighting Solutions
(formerly Eaton)

Brand: STREETWORKS

Report Number: P533442

Luminaire Tested: **GLAN-SA8D-760-U-T2R-GRSWH**

Issue Date: 5/27/2021

Test Information

Test Method: LM-79-08
Report Number: P533442
TEST IS SCALED FROM IESNA LM-79-08 TEST DATA (G3-2011-057-10)
Test Lab: INNOVATION CENTER
Issue Date: 5/27/2021
Manufacturer: COOPER LIGHTING SOLUTIONS (FORMERLY EATON)
Product Line: STREETWORKS
Catalog Number: GLAN-SA8D-760-U-T2R-GRSWH
Description: GALLEON AREA AND ROADWAY LUMINAIRE
(8) 70 CRI, 5700K, 1200mA LIGHTSQUARES WITH 16 LEDS EACH AND TYPE II
ROADWAY OPTICS WITH WHITE GLARE REDUCTION SHIELD
Light Source: -
Ballast/Driver: ELECTRONIC DRIVER

Summary

Lumens per Lamp: N/A
Luminaire Lumens: 54893 lumens
Efficiency: N/A
Efficacy: 111.3 lumens/watt
Luminous Opening: Rectangular (W 1.5' x L: 1.5' x H: 0')
IES Classification: Type II - Short
BUG Rating: B4 - U0 - G3

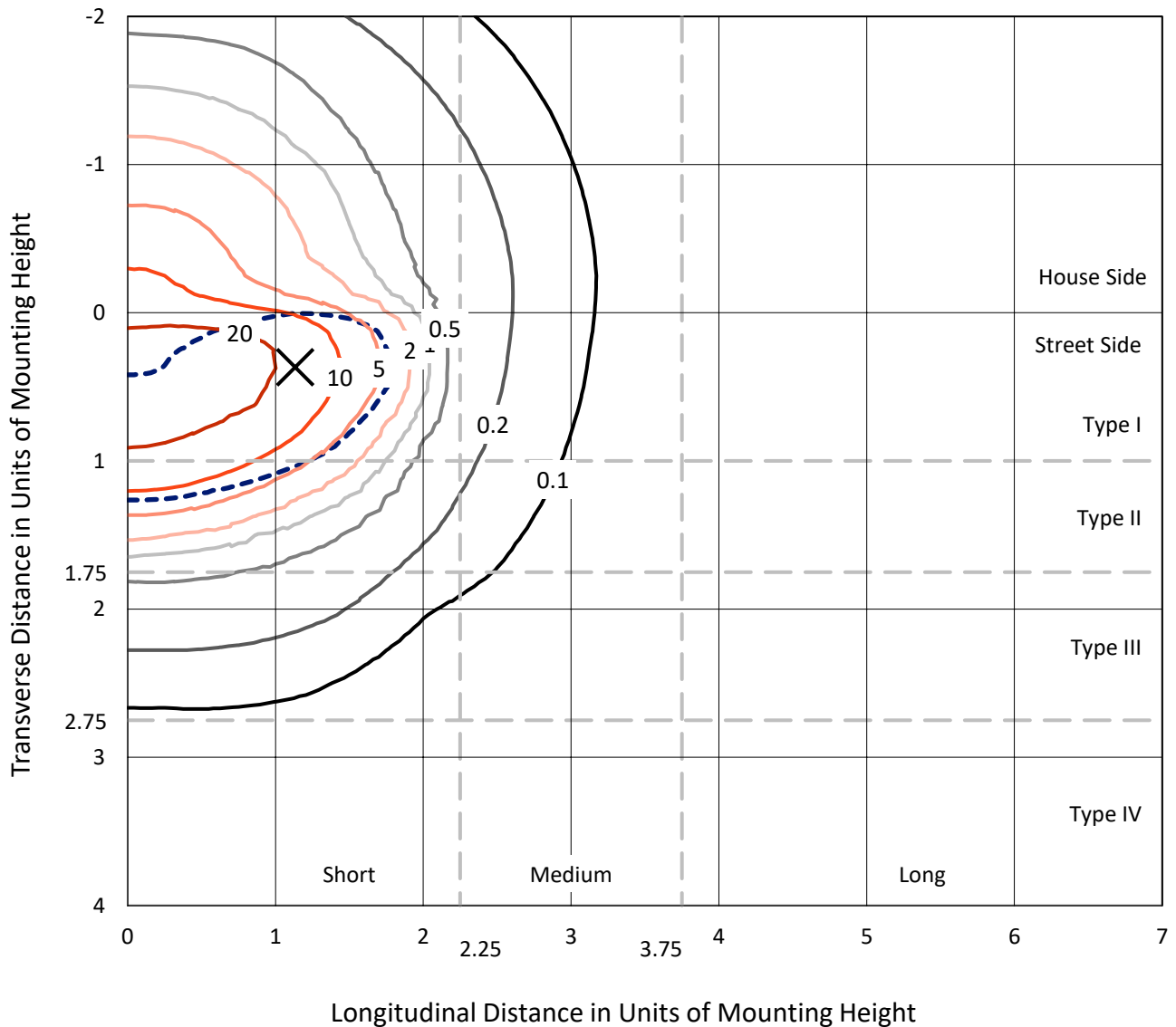
Input Watts (W): 493
Input Voltage (V): NR
Input Current (Ain): NR
Voltage Rise (V): NR
Power Factor: NR
Total Harmonic Distortion (THDi): NR
Frequency (hertz): 60
Stabilization Time: NR
Operation Time: NR
Ambient Temperature (°C): NR
Test Distance: 24 FT



REPORT NUMBER: P533442
 CATALOG NUMBER: GLAN-SA8D-760-U-T2R-GRSWH

Iso-Footcandle Lines of Horizontal Illumination

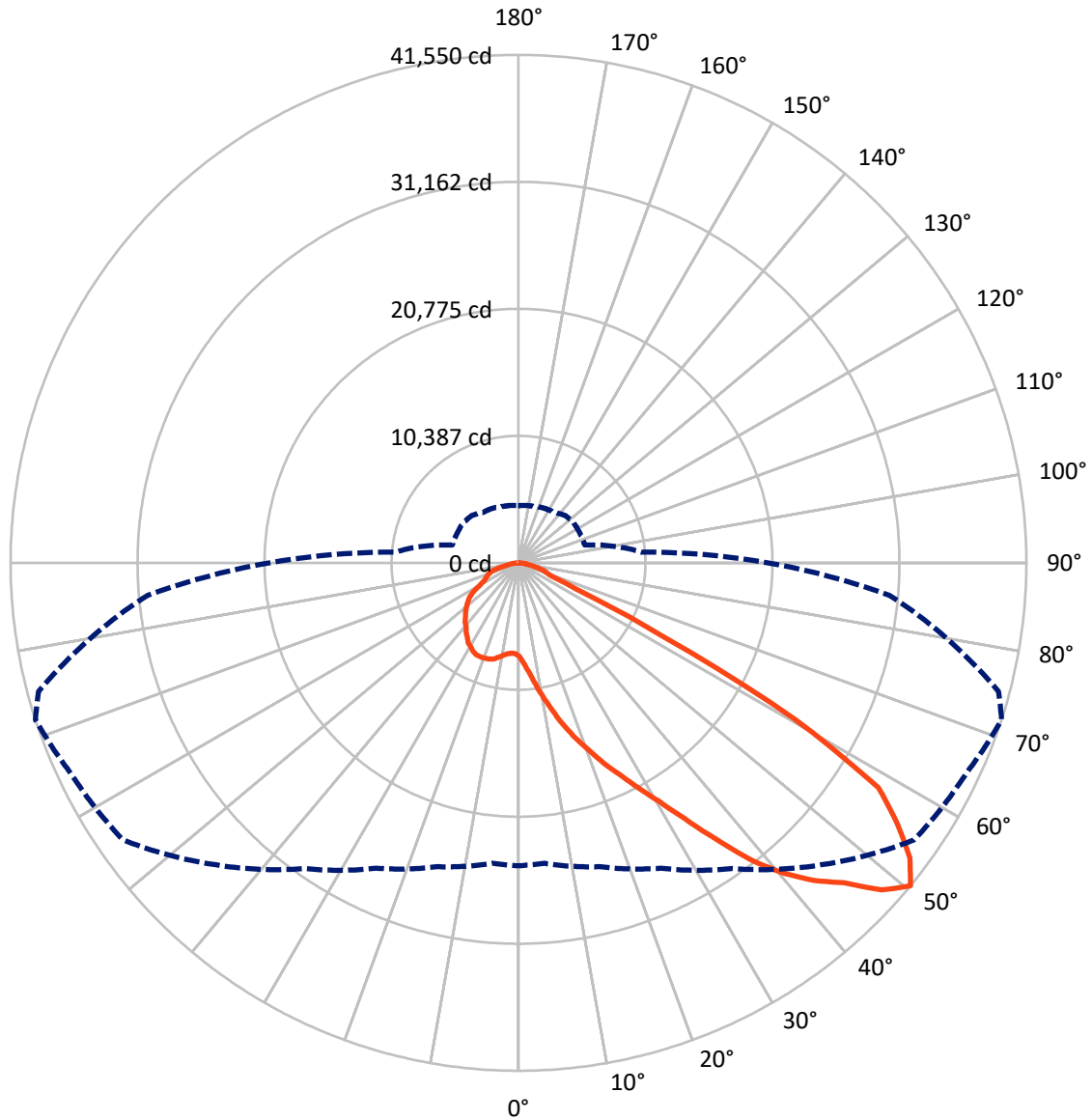
✕ Max cd
 - - - 1/2 Max cd



Based on 25 foot mounting height. Maximum calculated value = 27.3 fc
 Type II - Short - N/A

REPORT NUMBER: P533442
CATALOG NUMBER: GLAN-SA8D-760-U-T2R-GRSWH

Luminous Intensity Polar Plot



— Vertical Plane Through 72-Deg Lateral - - - Horizontal Cone Through 50-Deg Vertical

REPORT NUMBER: P533442
 CATALOG NUMBER: GLAN-SA8D-760-U-T2R-GRSWH

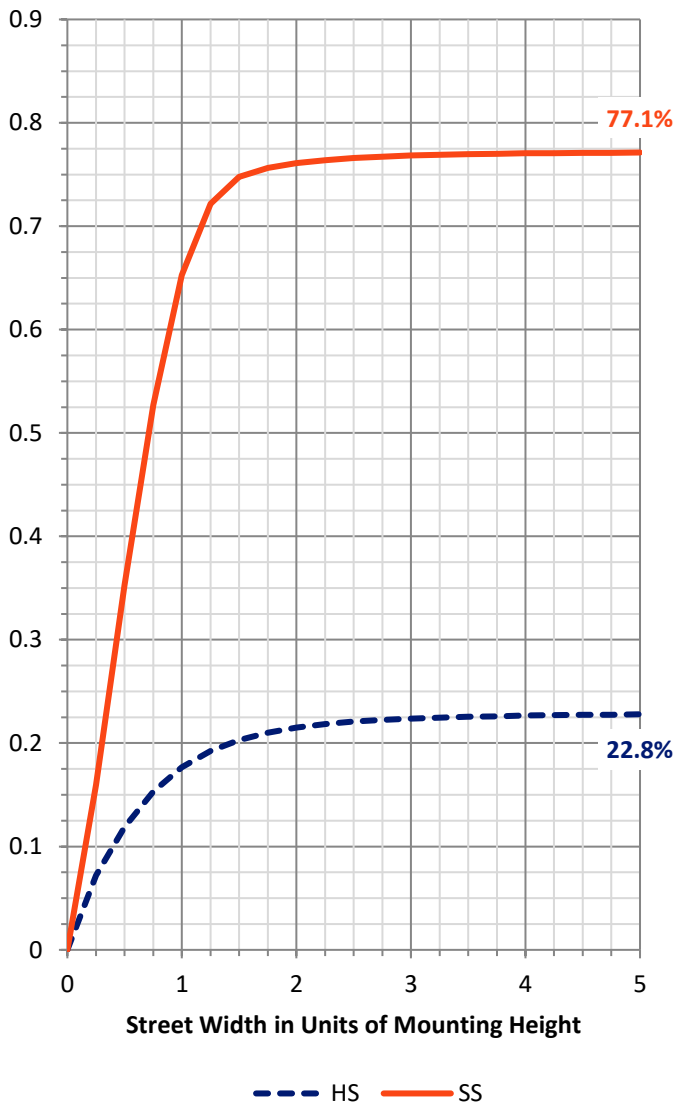
FLUX DISTRIBUTION:

		Downward	Upward	Total
House Side	Lumens	12576.3	0.0	12576.3
	% Fixture	22.9	0.0	22.9
Street Side	Lumens	42316.7	0.0	42316.7
	% Fixture	77.1	0.0	77.1
Total	Lumens	54893.0	0.0	54893.0
	% Fixture	100.0	0.0	100.0

Coefficient of Utilization

ZONAL LUMENS:

Zone	Lumens	% Fixture
0°-10°	898.8	1.6
10°-20°	3360.2	6.1
20°-30°	6515.1	11.9
30°-40°	10793.4	19.7
40°-50°	15102.2	27.5
50°-60°	12740.7	23.2
60°-70°	3883.3	7.1
70°-80°	1362.4	2.5
80°-90°	236.9	0.4
90°-100°	0.0	0.0
100°-110°	0.0	0.0
110°-120°	0.0	0.0
120°-130°	0.0	0.0
130°-140°	0.0	0.0
140°-150°	0.0	0.0
150°-160°	0.0	0.0
160°-170°	0.0	0.0
170°-180°	0.0	0.0
0°-90°	54893.0	100.0
0°-180°	54893.0	100.0

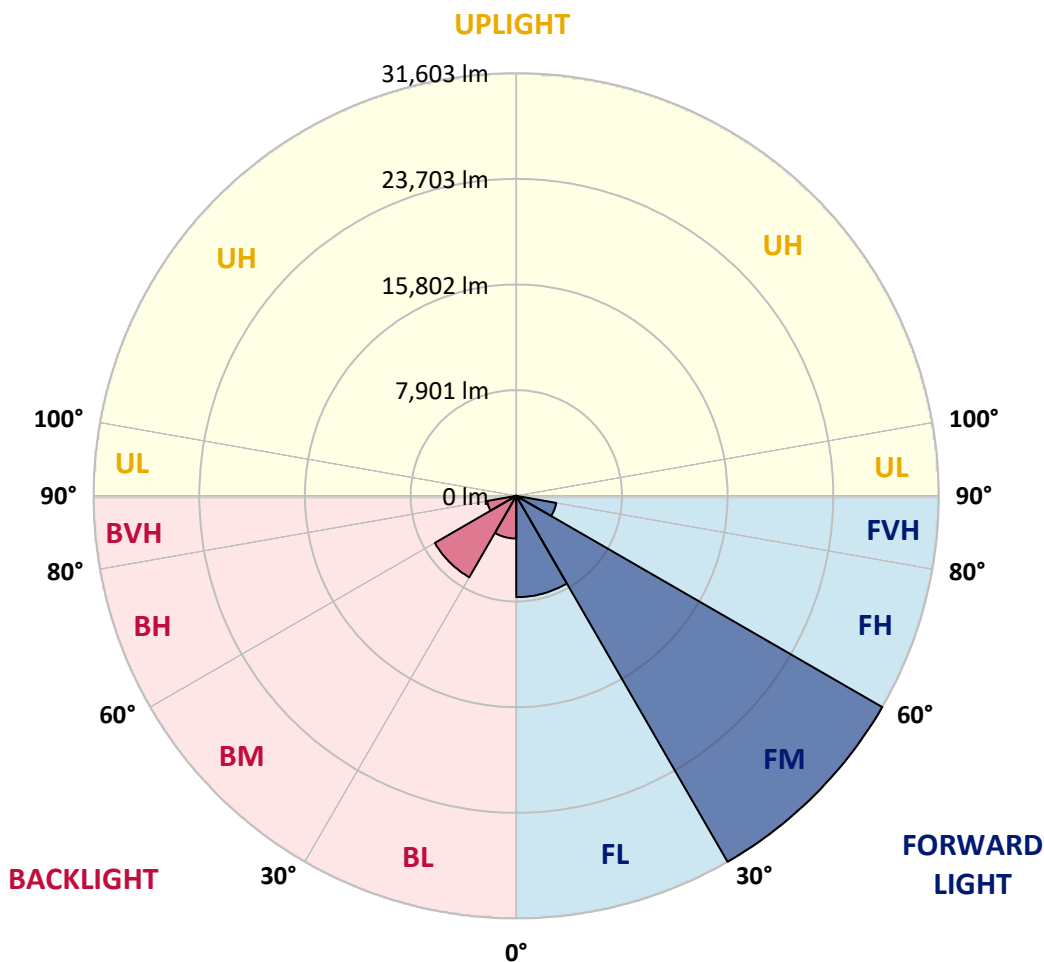


REPORT NUMBER: P533442
 CATALOG NUMBER: GLAN-SA8D-760-U-T2R-GRSWH

LUMINAIRE CLASSIFICATION SYSTEM LUMEN TABLE AND BUG RATING:

Zone	Lumens	% Fixture	Zone Rating/Lumen Limit		
			B	U	G
FL (0°-30°)	7577.2	13.8			
FM (30°-60°)	31603.4	57.6			
FH (60°-80°)	3030.0	5.5			G2/5000
FVH (80°-90°)	106.1	0.2			G2/225
BL (0°-30°)	3197.0	5.8	B4/5000		
BM (30°-60°)	7032.9	12.8	B4/8500		
BH (60°-80°)	2215.7	4.0	B3/2500		G3/2500
BVH (80°-90°)	130.8	0.2			G2/225
UL (90°-100°)	0.0	0.0		U0/0	
UH (100°-180°)	0.0	0.0		U0/0	

BUG Rating: B4-U0-G3
 Type II Short





REPORT NUMBER: P533442

CATALOG NUMBER: GLAN-SA8D-760-U-T2R-GRSWH

CANDELA DISTRIBUTION (FULL):

	0°	5°	15°	25°	35°	45°	55°	65°	72°	75°	85°
0°	7641.6	7641.6	7641.6	7641.6	7641.6	7641.6	7641.6	7641.6	7641.6	7641.6	7641.6
2.5°	9828.8	9767.6	9584.2	9523.1	9305.7	8911.8	8775.9	8375.2	8205.4	8049.1	7865.7
5°	12430.3	12145.0	12124.6	11778.2	11275.6	10983.5	10114.0	9529.9	8993.3	8721.6	8218.9
7.5°	14087.7	14094.5	14094.5	13809.2	13408.4	12668.0	11886.9	10834.1	10025.7	9625.0	8769.1
10°	15663.5	15527.7	15453.0	15425.8	15154.1	14434.1	13598.6	12294.4	11187.3	10718.6	9183.5
12.5°	16777.5	16662.0	16831.8	16743.5	16546.6	16077.9	15289.9	13802.4	12416.7	11785.0	9849.1
15°	17307.3	17388.8	17524.7	17769.2	17680.9	17504.3	16634.9	15351.1	13741.2	13028.0	10440.1
17.5°	18122.4	17898.3	18061.3	18366.9	18611.5	18530.0	18034.1	16471.8	15052.2	14176.0	11234.8
20°	18693.0	18563.9	18645.4	18998.7	19182.0	19643.9	19385.8	17939.0	16308.8	15385.0	12172.2
22.5°	20323.2	20133.0	19868.1	19922.4	19990.4	20316.4	20377.5	19548.8	17769.2	16791.1	13062.0
25°	22333.8	22157.2	21844.7	21525.5	21328.5	21267.3	21477.9	20812.3	19168.5	18156.4	14019.7
27.5°	24548.1	24249.3	24052.3	23393.4	22863.6	22782.1	22680.2	22320.2	20825.8	19732.2	15099.7
30°	26701.4	26463.6	26198.7	25145.9	24595.7	24507.4	24004.7	24106.6	22625.9	21410.0	16322.4
32.5°	28331.6	28351.9	27747.4	26952.7	26436.4	25967.8	25784.4	26076.4	24935.3	23957.2	17687.7
35°	29649.3	29710.4	29133.1	28413.1	27856.1	28182.1	28100.6	28236.5	27693.1	26497.6	19277.1
37.5°	30933.1	30627.4	30009.3	29662.9	29370.8	29907.4	30600.3	30715.7	30817.6	29411.6	21124.7
40°	31143.7	31170.8	30810.8	31055.4	30688.6	31496.9	33106.7	32957.3	33371.6	32142.2	23128.5
42.5°	30844.8	30905.9	31048.6	31395.0	32278.0	33249.3	35640.3	35029.0	35531.6	34438.0	25077.9
45°	30355.7	30104.4	30281.0	31598.8	33127.1	35287.1	37956.5	37481.1	37318.0	36401.1	27401.0
47.5°	28019.1	28277.2	28827.4	30450.8	32746.7	35640.3	39600.3	39491.7	39980.7	39335.4	29513.5
50°	24779.1	24677.2	25736.8	27564.0	30525.5	34947.5	39512.0	40496.9	41549.8	40653.2	30457.6
52.5°	18557.1	19100.5	20010.7	22279.4	26504.4	31170.8	37583.0	39226.7	40082.6	39892.4	29696.9
55°	11730.7	11893.7	12443.9	15140.5	18944.3	25016.8	32216.9	36027.5	37555.8	38269.0	28997.2
57.5°	5698.9	5393.3	6065.7	8232.5	10942.7	16825.0	24847.0	31381.4	34702.9	35993.5	27475.7
60°	2975.1	3090.6	3355.5	4129.8	5658.2	8735.2	15486.9	20914.1	25988.1	27971.6	20825.8
62.5°	2465.7	2506.4	2683.0	3070.2	3763.1	5026.5	7906.5	10195.6	13252.2	15038.6	11846.1
65°	2092.1	2112.5	2302.7	2560.8	3002.3	3538.9	4068.7	4258.9	5155.5	5291.4	4211.4
67.5°	1745.7	1766.1	1969.8	2214.4	2499.6	2642.3	2778.1	2764.6	2866.4	2825.7	2818.9
70°	1344.9	1365.3	1575.9	1834.0	1976.6	1895.1	2316.2	2411.3	2452.1	2486.1	2540.4
72.5°	971.3	1012.1	1175.1	1358.5	1283.8	1474.0	1908.7	2051.3	2105.7	2126.1	2194.0
75°	706.4	720.0	760.8	706.4	815.1	1025.7	1344.9	1521.5	1589.4	1609.8	1711.7
77.5°	312.5	319.2	326.0	407.6	523.0	638.5	801.5	944.2	1039.3	1066.4	1093.6
80°	163.0	169.8	210.6	278.5	373.6	468.7	584.2	665.7	726.8	733.6	760.8
82.5°	101.9	108.7	149.4	197.0	264.9	346.4	427.9	495.9	543.4	550.2	557.0
85°	47.5	61.1	88.3	122.3	176.6	224.2	230.9	197.0	210.6	217.4	203.8
87.5°	13.6	20.4	27.2	20.4	27.2	27.2	34.0	40.8	40.8	40.8	47.5
90°	0.0	0.0	0.0	0.0	0.0	0.0	0.0	0.0	0.0	0.0	0.0



REPORT NUMBER: P533442

CATALOG NUMBER: GLAN-SA8D-760-U-T2R-GRSWH

CANDELA DISTRIBUTION (continued):

	90°	95°	105°	115°	125°	135°	145°	155°	165°	175°	180°
0°	7641.6	7641.6	7641.6	7641.6	7641.6	7641.6	7641.6	7641.6	7641.6	7641.6	7641.6
2.5°	7763.8	7702.7	7465.0	7376.7	7145.7	7186.5	7064.2	7057.4	7030.2	7023.5	7016.7
5°	7954.0	7763.8	7478.6	7261.2	7132.1	7118.6	7030.2	7030.2	7057.4	7077.8	7030.2
7.5°	8266.5	8049.1	7566.9	7363.1	7247.6	7227.2	7166.1	7118.6	7179.7	7159.3	7105.0
10°	8626.5	8246.1	7736.7	7560.1	7369.9	7322.3	7322.3	7342.7	7240.8	7274.8	7220.4
12.5°	9027.2	8517.8	7954.0	7750.3	7526.1	7498.9	7485.3	7335.9	7390.3	7363.1	7227.2
15°	9536.7	8830.3	8232.5	7886.1	7695.9	7573.6	7397.0	7369.9	7335.9	7268.0	7206.9
17.5°	10086.9	9169.9	8361.6	7926.9	7641.6	7553.3	7417.4	7274.8	7172.9	7186.5	7138.9
20°	10555.6	9482.3	8409.1	7967.6	7600.8	7431.0	7220.4	7132.1	7023.5	7016.7	7009.9
22.5°	11112.5	9903.5	8477.1	7858.9	7478.6	7301.9	7159.3	7003.1	6928.4	6833.3	6880.8
25°	11778.2	10066.5	8490.6	7797.8	7390.3	7077.8	7003.1	6833.3	6806.1	6670.2	6697.4
27.5°	12260.5	10154.8	8382.0	7607.6	7186.5	6948.7	6812.9	6690.6	6643.1	6541.2	6514.0
30°	12905.8	10290.7	8151.0	7369.9	6982.7	6717.8	6636.3	6609.1	6473.3	6364.6	6351.0
32.5°	13639.4	10379.0	8001.6	7125.3	6772.1	6568.4	6609.1	6480.1	6310.2	6215.1	6188.0
35°	14223.5	10412.9	7628.0	6846.9	6629.5	6500.4	6452.9	6425.7	6181.2	6092.9	6025.0
37.5°	15113.3	10338.2	7315.5	6649.9	6473.3	6425.7	6385.0	6201.6	5923.1	5794.0	5698.9
40°	16152.6	10317.8	6914.8	6371.4	6323.8	6378.2	6255.9	5970.6	5583.4	5440.8	5372.9
42.5°	17151.1	10460.5	6663.5	6221.9	6160.8	6181.2	6011.4	5583.4	5393.3	5311.7	5203.1
45°	18822.0	10759.3	6249.1	5991.0	5963.8	5950.2	5746.5	5298.2	5189.5	5087.6	5067.2
47.5°	20330.0	10562.4	5984.2	5753.3	5780.4	5705.7	5271.0	5128.3	5006.1	4904.2	4870.2
50°	20418.3	10093.7	5610.6	5569.9	5576.7	5447.6	5033.2	4938.2	4781.9	4714.0	4666.5
52.5°	19956.4	9326.1	5264.2	5277.8	5298.2	5087.6	4741.2	4673.2	4544.2	4449.1	4421.9
55°	18659.0	8130.6	4924.6	4978.9	5033.2	4632.5	4523.8	4354.0	4252.1	4116.3	4123.1
57.5°	16437.9	6548.0	4449.1	4537.4	4652.9	4211.4	4129.8	3919.3	3769.8	3661.2	3647.6
60°	11017.5	4659.7	3735.9	3769.8	4028.0	3851.4	3844.6	3634.0	3430.2	3335.1	3280.8
62.5°	6500.4	3559.3	3226.4	3192.5	3185.7	3287.6	3457.4	3382.7	3117.8	2934.4	2988.7
65°	3403.0	3077.0	3002.3	2886.8	2818.9	2791.7	2920.8	2954.7	2778.1	2581.2	2567.6
67.5°	2859.6	2859.6	2798.5	2757.8	2662.7	2547.2	2465.7	2357.0	2329.8	2275.5	2207.6
70°	2601.5	2669.5	2649.1	2554.0	2472.5	2343.4	2132.8	1956.2	1786.4	1725.3	1766.1
72.5°	2268.7	2336.6	2336.6	2289.1	2180.4	1983.4	1779.6	1575.9	1433.2	1324.5	1311.0
75°	1745.7	1779.6	1861.1	1806.8	1664.2	1541.9	1331.3	1120.8	984.9	883.0	862.6
77.5°	1114.0	1168.3	1168.3	1161.5	1059.6	944.2	808.3	658.9	557.0	482.3	461.9
80°	740.4	774.3	801.5	774.3	706.4	618.1	516.2	414.3	339.6	278.5	264.9
82.5°	543.4	584.2	604.5	577.4	509.4	441.5	366.8	292.1	217.4	169.8	156.2
85°	210.6	217.4	244.5	292.1	285.3	278.5	224.2	163.0	122.3	88.3	81.5
87.5°	54.3	47.5	54.3	54.3	47.5	40.8	40.8	40.8	40.8	20.4	27.2
90°	0.0	0.0	0.0	0.0	0.0	0.0	0.0	0.0	0.0	0.0	0.0

(END OF REPORT)